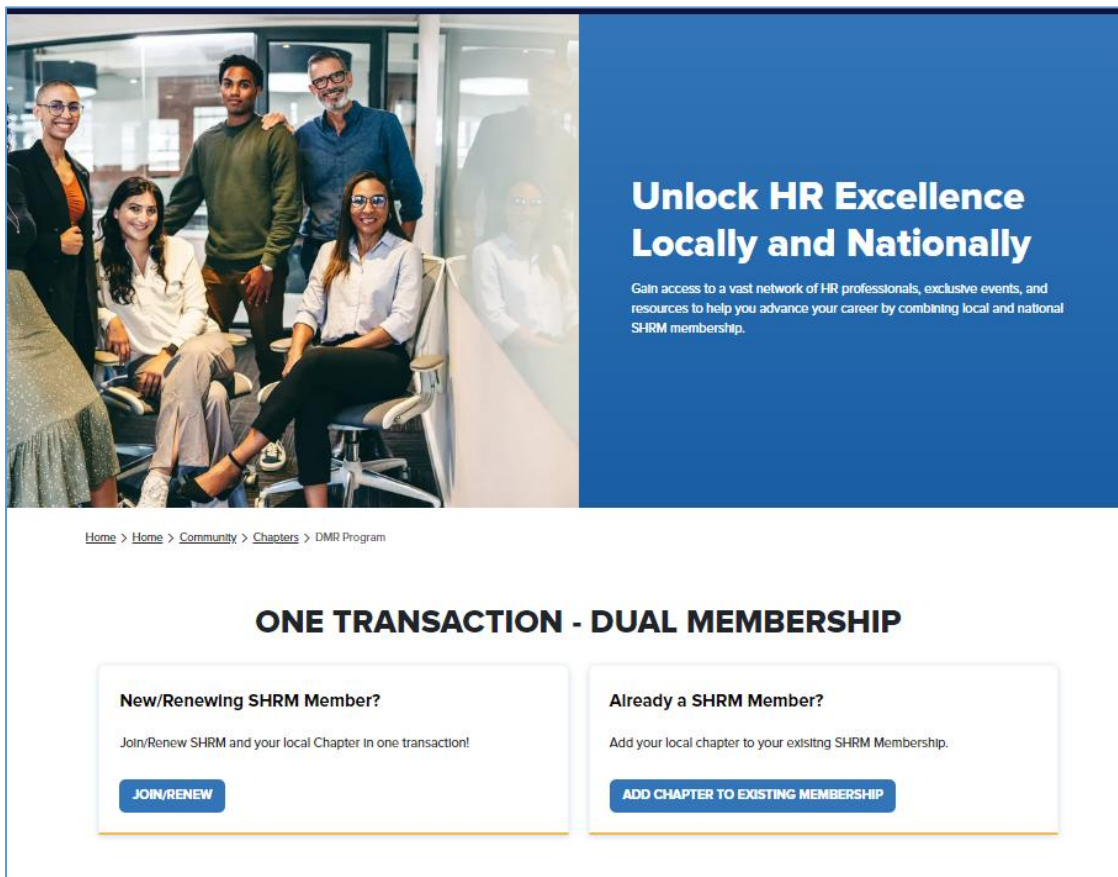


# Step-By-Step guide for adding or renewing Chapter Membership to an existing SHRM Membership for Dual Membership Release (DMR) Chapters

## Adding Chapter Membership to an existing SHRM membership.

**Step #1:** Navigate the Chapter Membership “Join” page on the Chapter website to access the SHRM Dual Membership Web Portal or access it directly here:”

<https://www.shrm.org/community/chapters/dmr-program>



**Unlock HR Excellence  
Locally and Nationally**

Gain access to a vast network of HR professionals, exclusive events, and resources to help you advance your career by combining local and national SHRM membership.

[Home](#) > [Home](#) > [Community](#) > [Chapters](#) > DMR Program

### ONE TRANSACTION - DUAL MEMBERSHIP

**New/Renewing SHRM Member?**  
Join/Renew SHRM and your local Chapter in one transaction!

**JOIN/RENEW**

**Already a SHRM Member?**  
Add your local chapter to your existing SHRM Membership.

**ADD CHAPTER TO EXISTING MEMBERSHIP**

**Step #2:** Click “Add Chapter to Existing Membership”

**Step #3: Select the State (Location) and Chapter you wish to add to your SHRM membership and then click “sign-in” to log into your SHRM account.**

**Professional - Dual Membership**

Join or renew both your SHRM national membership and SHRM affiliated local chapter membership together.

Select your state and chapter on the right. Then, follow the steps to start or renew your SHRM Dual Membership.

SHRM is an individual membership organization. Anyone who is involved in HR, supervises the HR function or otherwise has an interest in HR is invited to join.

**Benefits of SHRM Membership**

- Personalized Content
- Legislative Resources & Updates
- Online Member Community
- Free Webcasts
- Discounts on SHRM Events and Educational Offerings
- Thousands of HR-Related Resources and More!

**Benefits of Chapter Membership**

- Network with local HR professionals
- Gain insights on HR best practices
- Discover local career advancement opportunities
- Earn PDCs for SHRM-CP or SHRM-SCP recertification

Choose Chapter

-- Select Location --

-- Select Chapter --

Please [sign in](#) to purchase this product.

**Step #4: Sign in to your SHRM member account.**

**SHRM**  
BETTER WORKPLACES  
BETTER WORLD™

**Sign In**

Email\*

Password\*

[Forgot Password?](#)

Keep me signed in

[Sign In](#)

Don't have an account? [Create an Account](#)

**Step #5:** After signing in, choose State and Chapter again, check the “Primary” Chapter if you wish to designate this Chapter as your “Primary/ Home” Chapter, click Add to Cart, and then click Proceed to Checkout.

**\* Make sure to select the exact state and Chapter that you wish to join.**

**Professional - Dual Membership**

SHRM invites and encourages our members to join their local SHRM chapter and take full advantage of all that Dual membership can offer.

In addition to the benefits of SHRM membership, local Chapter membership offers the opportunity to:

- Network with local HR professionals
- Gain insights on HR best practices
- Discover local career advancement opportunities
- Earn PDCs for SHRM-CP or SHRM-SCP recertification
- Join a vibrant community of fellow motivated HR Leaders

**Find Chapters in Your Area**

Use the [Chapter Locator](#) to easily identify a local professional chapter in your area. If your local chapter is not included in the “Choose Chapter” drop-down menu (above right) you will need to connect with the chapter directly to join.

**NOTE**

Chapter membership will be set to match the time remaining on [your current SHRM membership](#), and both will expire on the same date. Any applicable chapter membership dues will be prorated accordingly.

Please contact us at [shrm@shrm.org](mailto:shrm@shrm.org) or 1-800-283-SHRM (7476) if you have any questions or need assistance.

**Choose Chapter**

Kansas

SHRM of Johnson County

Mark the chapter as primary

**ADD TO CART**

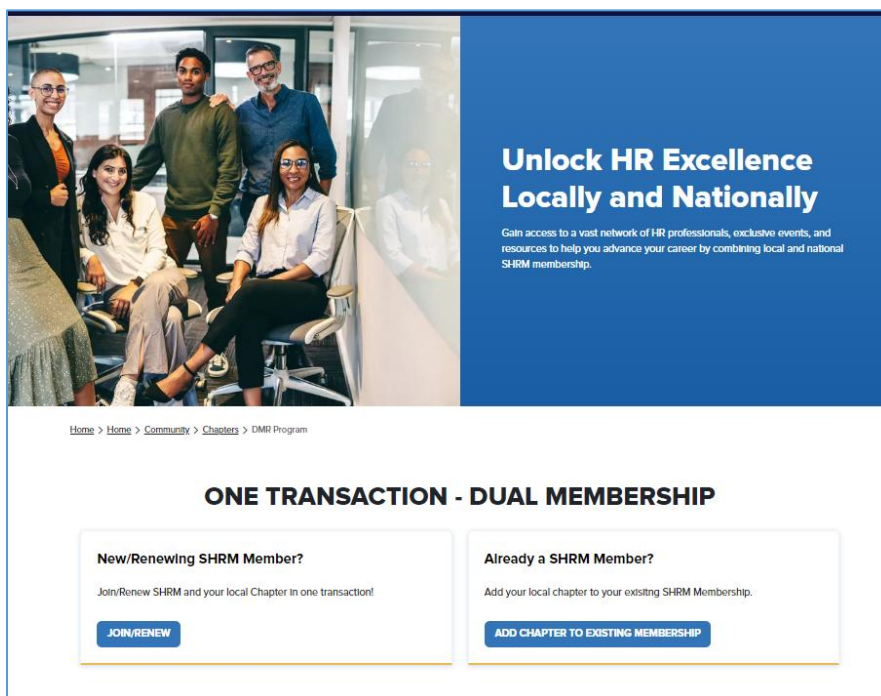
**Step #6:** Enter your payment information and complete the checkout process.

**Congratulations! Your Chapter membership has now been added and aligned on the same 365-day renewal cycle as your SHRM (national) membership. In the future, when you renew your SHRM membership, add your Chapter to the cart before checkout, and you will be able to renew both memberships with the same transaction.**

# To join SHRM and the Chapter.

**Step #1:** Navigate the Chapter Membership “Join” page on the Chapter website to access the SHRM Dual Membership Web Portal or access it directly here:”

<https://www.shrm.org/community/chapters/dmr-program>



Home > Home > Community > Chapters > DMR Program

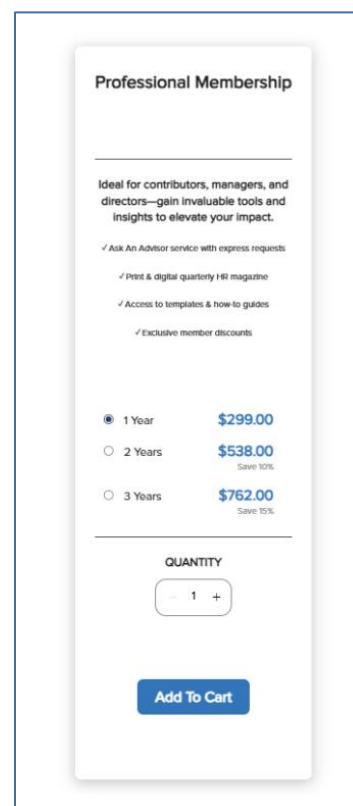
## ONE TRANSACTION - DUAL MEMBERSHIP

**New/Renewing SHRM Member?**  
Join/Renew SHRM and your local Chapter in one transaction!  
[JOIN/RENEW](#)

**Already a SHRM Member?**  
Add your local chapter to your existing SHRM Membership.  
[ADD CHAPTER TO EXISTING MEMBERSHIP](#)

**Step #2:** Click “Join/Renew”

**Step #3:** Select Professional Membership and click “Add to Cart.”



### Professional Membership

Ideal for contributors, managers, and directors—gain invaluable tools and insights to elevate your impact.

- ✓ Ask An Advisor service with express requests
- ✓ Print & digital quarterly HR magazine
- ✓ Access to templates & how-to guides
- ✓ Exclusive member discounts

1 Year **\$299.00**

2 Years **\$538.00**  
Save 10%

3 Years **\$762.00**  
Save 15%

QUANTITY

– 1 +

[Add To Cart](#)

**Step #4:** Complete the membership form. Click the link to join a local SHRM Chapter or partner organization and follow the instructions. When prompted to, enter the State and Chapter in the dropdown menus. If the Chapter charges dues, the dues will be added at checkout. Click add to Cart and continue the checkout process.

### Professional Information

Fields with (\*) are required. For students, fill in your university information.

Company Name*	Company Size*
<input type="text" value="Society For Human Resource Management"/>	<input type="text" value="500-999"/>
Job Level*	Job Function (Specialty) - Primary*
<input type="text" value="Manager, Supervisor"/>	<input type="text" value="HR Consulting"/>
Industry*	
<input type="text" value="Other Services (except Public Administration)"/>	

---

### Join a SHRM Local Chapter (optional)

Get connected locally to expand your network, access regional events, and engage with HR professionals in your area. Add a new chapter or let us know of a previous affiliation.

I would like to join a local chapter

Browse by state	Local Chapter
<input type="text" value="Kansas"/>	<input type="text" value="SHRM of Johnson County"/>

---

### Join a SHRM Partner Organization (optional)

### Your Membership


#### Professional Membership

Selected Term Length

**Qty: 1**

**1 Year for \$299.00**

[Change](#)



Click add to Cart and continue the checkout process.

### Join a SHRM Partner Organization (optional)

SHRM proudly partners with affiliated organizations. If you would like to join or are already part of one, add them below.

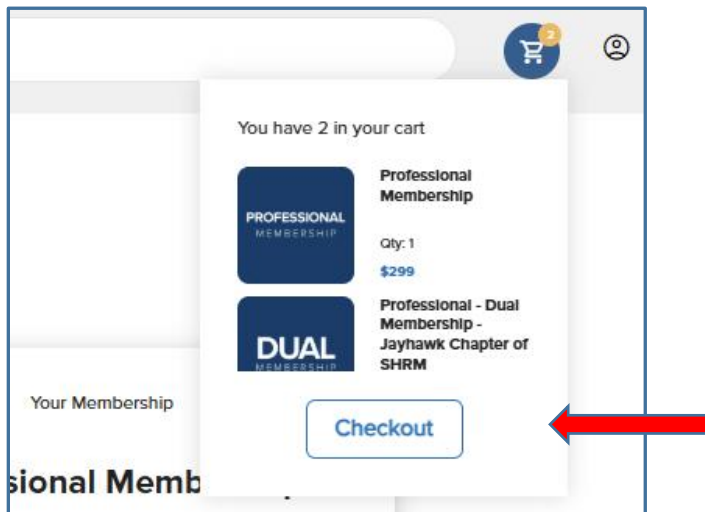
I would like to join a SHRM Partner Organization

Browse Partner Organizations

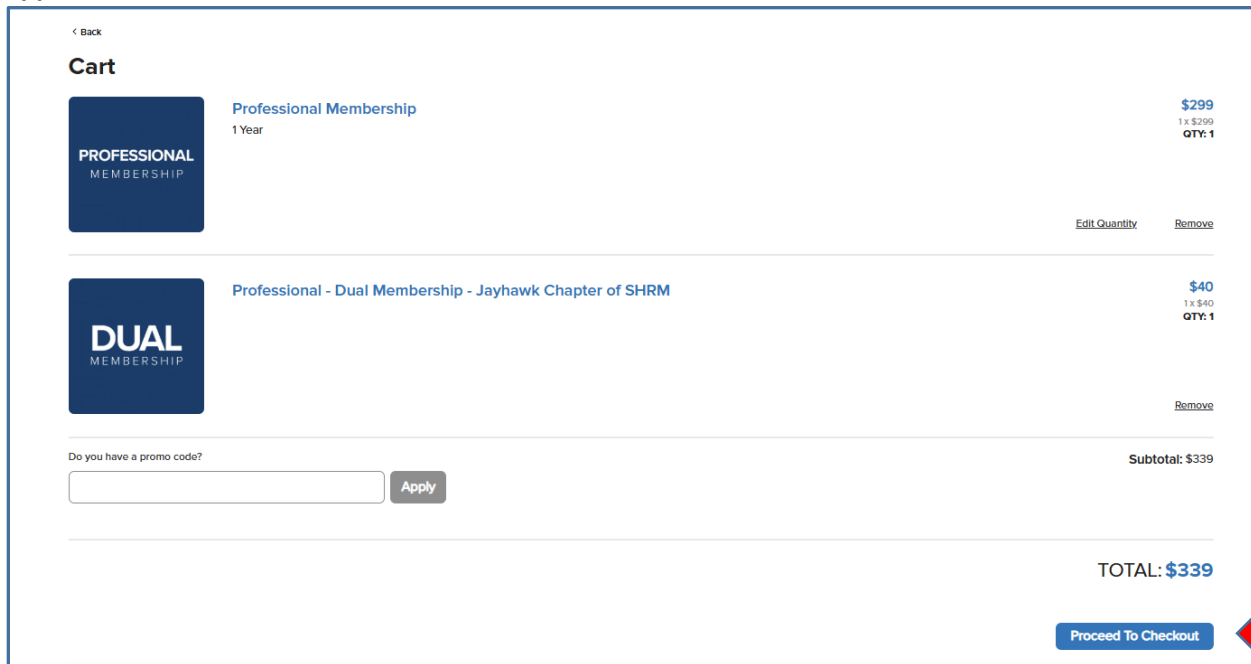
**1** Your SHRM membership and access to resources, content and tools automatically renews each year unless cancelled. Visit [My Account](#) at any time to change your renewal preferences.

[Add To Cart](#)

Scroll to the top right of the page, click the Cart icon, and then click Checkout:



Verify that both memberships are in the cart at the checkout screen, and enter promo codes if applicable.



**Step #6:** Enter your payment information and complete the checkout process.

**Congratulations!** You have successfully joined both SHRM and the Chapter. In the future, when you renew your SHRM membership, add your Chapter to the cart before checkout, and you will be able to renew both memberships with the same transaction.

**NOTE:** If you select the AUTO RENEW option during either process outlined above, both memberships will be automatically renewed at the same time in the future.